

FACTORY-FINISHED STAINED WOOD DOORS

Complete Designer Stain Collection



MASONITE
ARCHITECTURAL



Make a Statement with Natural Beauty

Professionally crafted wood doors leave a stunning, lasting impression.

Masonite Architectural partners with architects, interior designers and building owners to help them shape better environments. Combining 100 years of experience with our knowledge of modern design practices, we've selected the finest trend-forward stains that we meticulously factory-apply to achieve the highest quality color, sheen, tint and tone. Our factory-finished stained wood doors showcase their unique, natural surface character, complementing and completing the built environment.





Benefits of Masonite Architectural Factory-Finished Stained Wood Doors:

- Stains that highlight natural wood surfaces
- Design flexibility to pair stain colors with wood veneers
- Factory-finishing for consistency
- Added layer of protection and durability for natural wood veneers
- Popular colors that reflect current trends
- Timeless quality and enduring beauty to shape environments that are unique, yet timeless across projects



Variations in Authentic Wood Veneers

A quick guide to help you understand the variations in natural wood veneers, so you can specify with confidence.

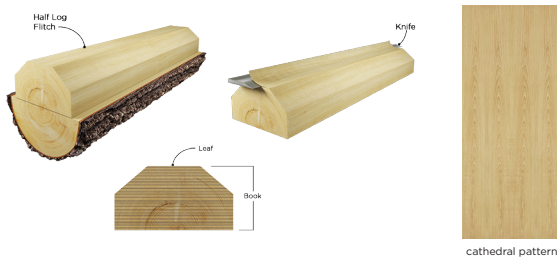
COMMON CUTS

Grain pattern and consistency is determined by the type of veneer cut.

Plain Sliced*

Plain Sliced — or Flat Cut — veneers are the result of sawing a log parallel to the center or cut line.

- Leaf widths vary based on log size and location of center cut
- Offers greater consistency and straight grain patterns
- One of the most preferred cuts for architectural doors



Rotary Cut

Rotary Cut veneers are the result of turning a blade in a continuous roll against a log mounted on a lathe.

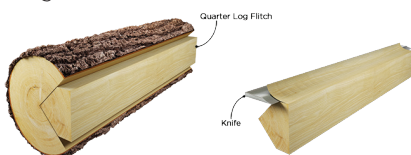
- Produces a variety of patterns and wide sheets
- Blade slices through the path of the growth rings
- Grain pattern is naturally inconsistent making the leaves difficult to match



Quarter Cut*

Quarter Cut veneers are the result of slicing flat through a quartered log.

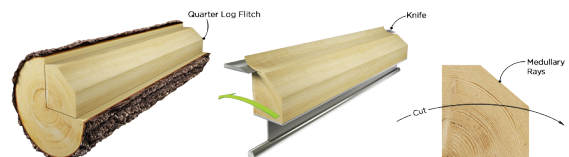
- Produces a narrow striped pattern
- Blade slices at a right angle against the growth rings
- Tight vertical grain eliminates arches and cathedral patterns found in Plain Sliced veneer
- This cutting method produces a visual characteristic commonly known as flake. The flake may appear rough and is not considered a defect.



Rift Cut*

Rift Cut veneers are the result of slicing a quartered log against the growth rings.

- Only available in oak species
- Reduces the "flake" effect
- Produces a narrow striped pattern similar to Quarter Cut



Our standard samples are available in Plain Sliced (Flat Cut) and Rotary Cut. Other veneer cuts available upon request.
* Other processing methods to achieve Plain Sliced, Quarter Cut and Rift Cut veneer may be used.



COLOR VARIATION

Natural Wood is Anything but Standard

The color and grain of natural wood veneers are neither uniform nor predictable. Soil content, weather and other environmental factors play a role in wood's appearance and color, even among the same species.

If you're looking for color consistency in your project, contact Masonite Architectural to discuss options for customization.



Color Variation

HEARTWOOD VS SAPWOOD

It Starts with Structure

Distinguished by differences in color, which can be dramatic in some species, heartwood is noticeably darker than sapwood and has more variations. When you specify a natural veneer, it may include multiple hues due to the variance that occurs throughout the log.

- **Heartwood (darker):** Inner, older part of the tree that is no longer active.
- **Sapwood (lighter):** Outer, living and active part of the tree that carries the nutrients necessary for a tree to grow.



Heartwood vs Sapwood

BARBER POLE EFFECT

Cut and Finishing Techniques Matter

As logs are sliced into veneer, each leaf has a tight side and a loose side. Compression of the natural grain occurs on the inner side (tight side) of the leaf as it passes over the knife. The outer side (loose side) reacts to the cut with a slight expansion of the grain.

When the veneer leaves are book matched — every other leaf is turned over — the cuts can reflect light differently and display pale and dark stripes similar to a traditional barber pole across a door face. Adding finish to the veneer, such as stain, accentuates this phenomenon.



Barber Pole Effect

The Barber Pole Effect is not considered a manufacturing defect and is a natural occurrence in practically all cuts of wood veneer.

Plain Sliced Red Oak

Distinct, plain sliced red oak has an open grain texture that beautifully holds stains.




Clear




Bourbon




Cane



Caramel




Cinnamon




Cocoa Bean




Espresso




Honey




Nutmeg



Saffron



Stout



Toast

Actual colors may vary depending on wood species. Due to the diversity of wood's natural color and grain, not all wood veneer options are available in every standard color. Caramel and Rolled Oats are available as a non-standard color sample.

Plain Sliced White Oak

Displaying grain characteristics similar to red oak, plain sliced white oak is subtle with an open grain and cathedral aesthetic.



Clear




Bourbon



Cane




Caramel



Cinnamon




Cocoa Bean




Espresso




Honey




Nutmeg




Rolled Oats



Saffron



Stout



Toast

Actual colors may vary depending on wood species.

Order samples at
masonitearchitectural.com/stains.

Plain Sliced White Maple

White in color with a closed grain characteristic, the subtle texture of plain sliced white maple can be intensified or masked depending on the stain.



Clear




Bourbon




Cane




Caramel



Cinnamon




Cocoa Bean




Espresso




Honey




Nutmeg




Rolled Oats



Saffron



Stout



Toast

Actual colors may vary depending on wood species.

Rotary White Birch

Naturally light in color, the broad grain texture of rotary white birch is enhanced and receptive to your choice of stain.



Clear




Bourbon




Cane




Caramel



Cinnamon




Cocoa Bean




Espresso




Honey



Nutmeg




Rolled Oats



Saffron



Stout



Toast

Order samples at
masonitearchitectural.com/stains.

Actual colors may vary depending on wood species.
Rotary Cut Veneers are not available in Aspiro Stile & Rail Doors.

Plain Sliced White Birch

Made from light-colored sapwood, plain sliced white birch exhibits a fine wood texture that acts as a blank canvas for showcasing stains.



Clear




Bourbon



Cane



Caramel



Cinnamon




Cocoa Bean




Espresso




Honey



Nutmeg




Rolled Oats



Saffron



Stout



Toast

Actual colors may vary depending on wood species.

Rotary Natural Birch

Mixing light and dark colors, rotary natural birch has an irregular grain pattern that can be muted or enhanced with stains.



Clear




Bourbon




Cane




Caramel



Cinnamon




Cocoa Bean




Espresso




Honey




Nutmeg




Rolled Oats



Saffron



Stout



Toast

Order samples at
masonitearchitectural.com/stains.

Actual colors may vary depending on wood species.
Rotary Cut Natural Birch is not available in Aspiro Stile & Rail Doors.

Plain Sliced Cherry

Luxurious with a decorative look, stains accentuate the grain texture featured in plain sliced cherry.



Clear




Bourbon



Cane



Caramel



Cinnamon




Cocoa Bean




Espresso




Honey



Nutmeg




Rolled Oats



Saffron



Stout



Toast

Actual colors may vary depending on wood species.

Flat Cut African Mahogany

Naturally occurring color and grain variation throughout the wood gives flat cut African mahogany a custom look and feel.



Clear




Bourbon




Cinnamon




Cocoa Bean



Espresso



Nutmeg



Saffron



Stout

Order samples at
masonitearchitectural.com/stains.


Actual colors may vary depending on wood species. Due to the diversity of wood's natural color and grain, not all wood veneer options are available in every standard color. Cane, Caramel, Honey, Rolled Oats and Toast are available as a non-standard color sample.

Plain Sliced Walnut

Naturally beautiful, plain sliced walnut generally has a closed grain with occasional waves and curls and varies in color from light gray to black depending on the grain.



Clear




Bourbon




Cane




Caramel




Cinnamon




Cocoa Bean




Espresso




Honey




Nutmeg




Rolled Oats



Saffron



Stout



Toast

Actual colors may vary depending on wood species.

Designer Stain Sample Selection

We offer 13 designer stain finish samples for a variety of wood veneer species. Due to the diversity of wood's natural color and grain, not all wood veneer options are available in every standard color*. Order samples at: masonitearchitectural.com/stains.

Wood Cut and Species	Designer Stain Colors												
	Clear	Bourbon	Cane	Caramel	Cinnamon	Cocoa Bean	Espresso	Honey	Nutmeg	Rolled Oats	Saffron	Stout	Toast
Plain Sliced Red Oak	✓	✓	✓	✓	✓	✓	✓	✓	✓	*	✓	✓	✓
Plain Sliced White Oak	✓	✓	✓	✓	✓	✓	✓	✓	✓	✓	✓	✓	✓
Plain Sliced White Maple	✓	✓	✓	✓	✓	✓	✓	✓	✓	✓	✓	✓	✓
Rotary White Birch	✓	✓	✓	✓	✓	✓	✓	✓	✓	✓	✓	✓	✓
Plain Sliced White Birch	✓	✓	✓	✓	✓	✓	✓	✓	✓	✓	✓	✓	✓
Rotary Natural Birch	✓	✓	✓	✓	✓	✓	✓	✓	✓	✓	✓	✓	✓
Plain Sliced Cherry	✓	✓	✓	✓	✓	✓	✓	✓	✓	✓	✓	✓	✓
Flat Cut African Mahogany	✓	✓	*	*	✓	✓	✓	*	✓	*	✓	✓	*
Walnut	✓	✓	✓	✓	✓	✓	✓	✓	✓	✓	✓	✓	✓

*Non-standard stain finishes are available for doors in both the Aspiro™ and Cendura™ series. This brochure should not be used for final color selection.

✓ : Available as a standard stock color
* : Available as a non-standard color sample

Rotary Cut Veneers are not available in Aspiro Stile & Rail Doors.



Specify Factory-Finished Stained Wood Doors with Confidence

Order samples at: masonitearchitectural.com/stains.



MASONITE
ARCHITECTURAL

Masonite Architectural
201 N Franklin Street, Suite 300
Tampa, FL 33602
877.332.4484
masonitearchitectural.com

© 2017 Masonite Architectural
MA_LIT-4020_v3